

03.04.2025. Days of Architects 9.0, Tuheljske Toplice, Croatia

ARCH-E | www.arch-e.eu

The European Platform for Architectural Design Competitions

ARCH-E

The European Platform for Architectural Design Competitions

Daniel Fügenschuh



Funded by the European Union. Views and opinions expressed are however those of the author(s) only and do not necessarily reflect those of the European Union or the European Education and Culture Executive Agency (EACEA). Neither the European Union nor EACEA can be held responsible for them.

ARCH-E

GOALS

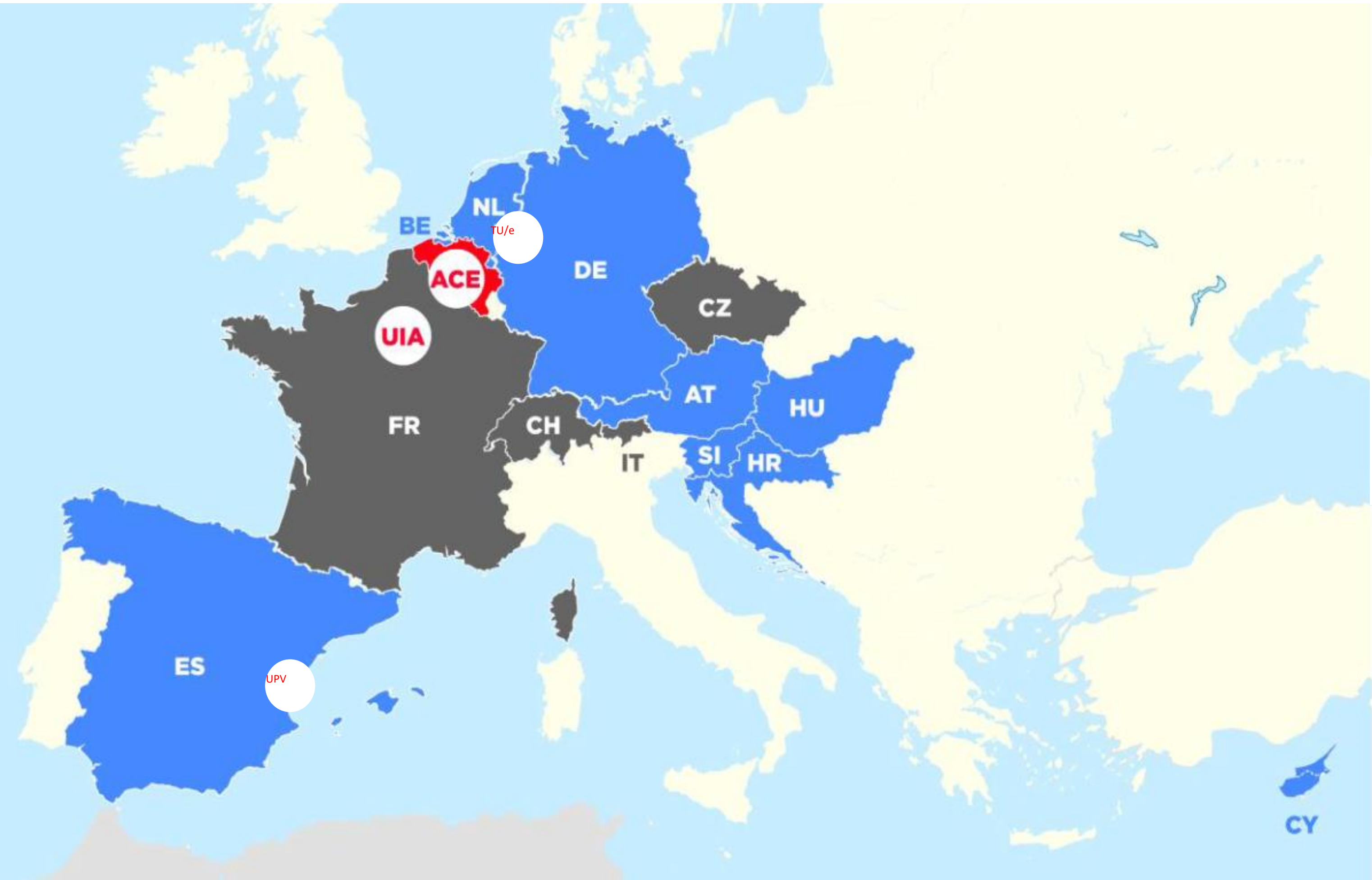
- increase the use of Architectural Design Competitions
- advocate for a more accessible ADC culture in Europe, especially for small offices and female architects

ARCH-E

WHY IS THIS IMPORTANT?

- quality of built environment (Baukultur)
- strengthen SMEs, young offices and female architects
- transparency
- economic efficiency

ARCH E



Project Partners
(blue and red)



Cooperation
Partners (grey)

ARCH-E

**ARCH-E's activities are based on the
consortium's joint knowledge and
research.**

ARCH-E

**Eva Álvarez and Carlos Gomez,
Universitat Politècnica de València,
created the ARCH-E survey and the
„Architects’ Needs Report“ analysing the
gathered data.**

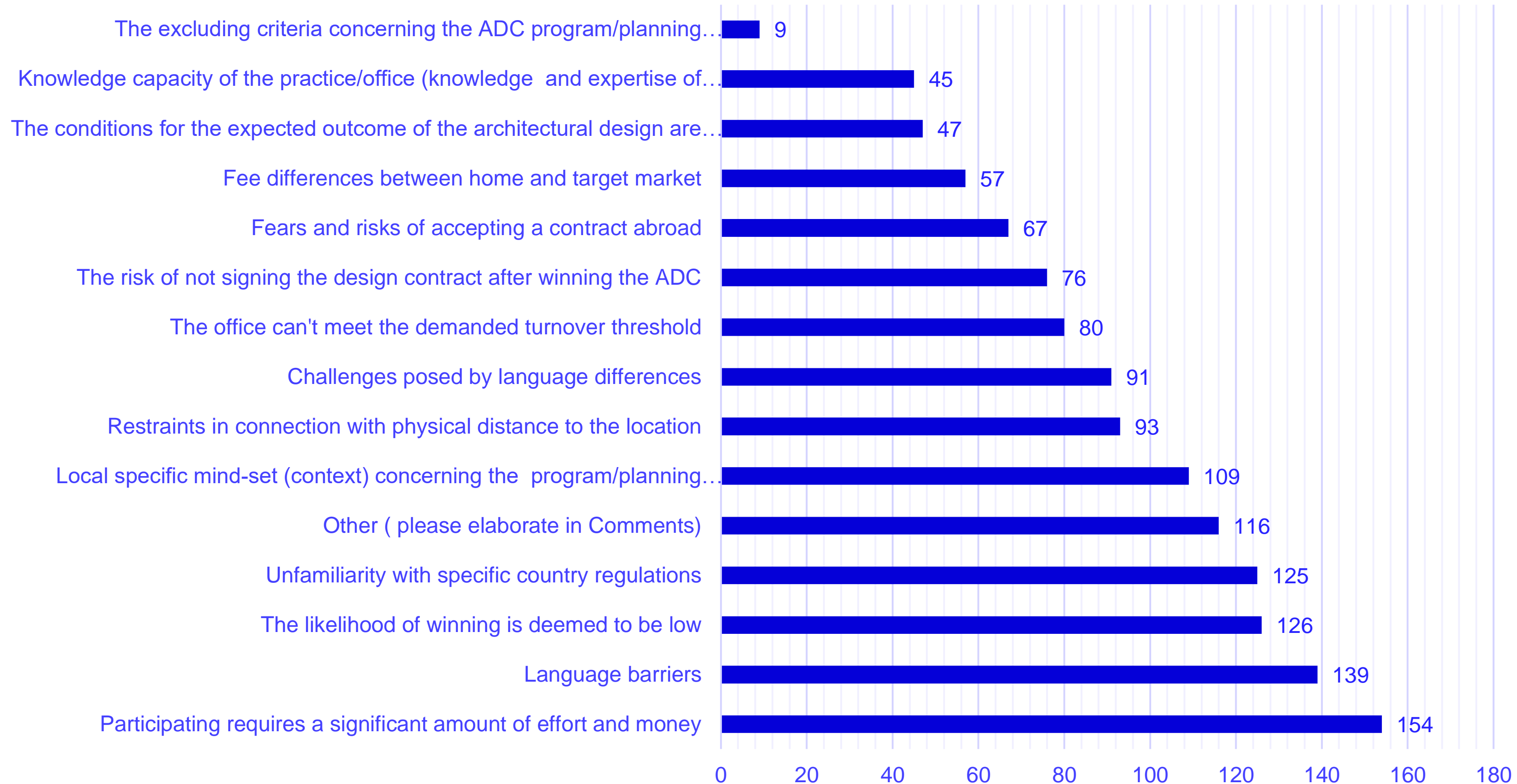



COUNTRY OF RESIDENCE	WOMEN	MEN	NS	TOTAL
AUSTRIA	18	50	4	68
BELGIUM	3	0	0	3
CROATIA	42	26	2	70
CZECH REP.	0	4	0	4
FINLAND	0	1	0	1
FRANCE	1	0	0	1
GERMANY	256	711	36	1003
GREECE	1	0	0	1
HUNGARY	4	22	1	27
ITALY	2	1	0	3
LATVIA	1	0	0	1
LUXEMBOURG	0	2	0	2
PORTUGAL	1	0	1	2
REP. OF CYPRUS	3	2	0	5
ROMANIA	0	1	0	1
SLOVENIA	10	8	0	18
SPAIN	17	45	2	64
THE NETHERLANDS	2	1	0	3
OTHER COUNTRY	2	7	0	9
	363	881	46	1290

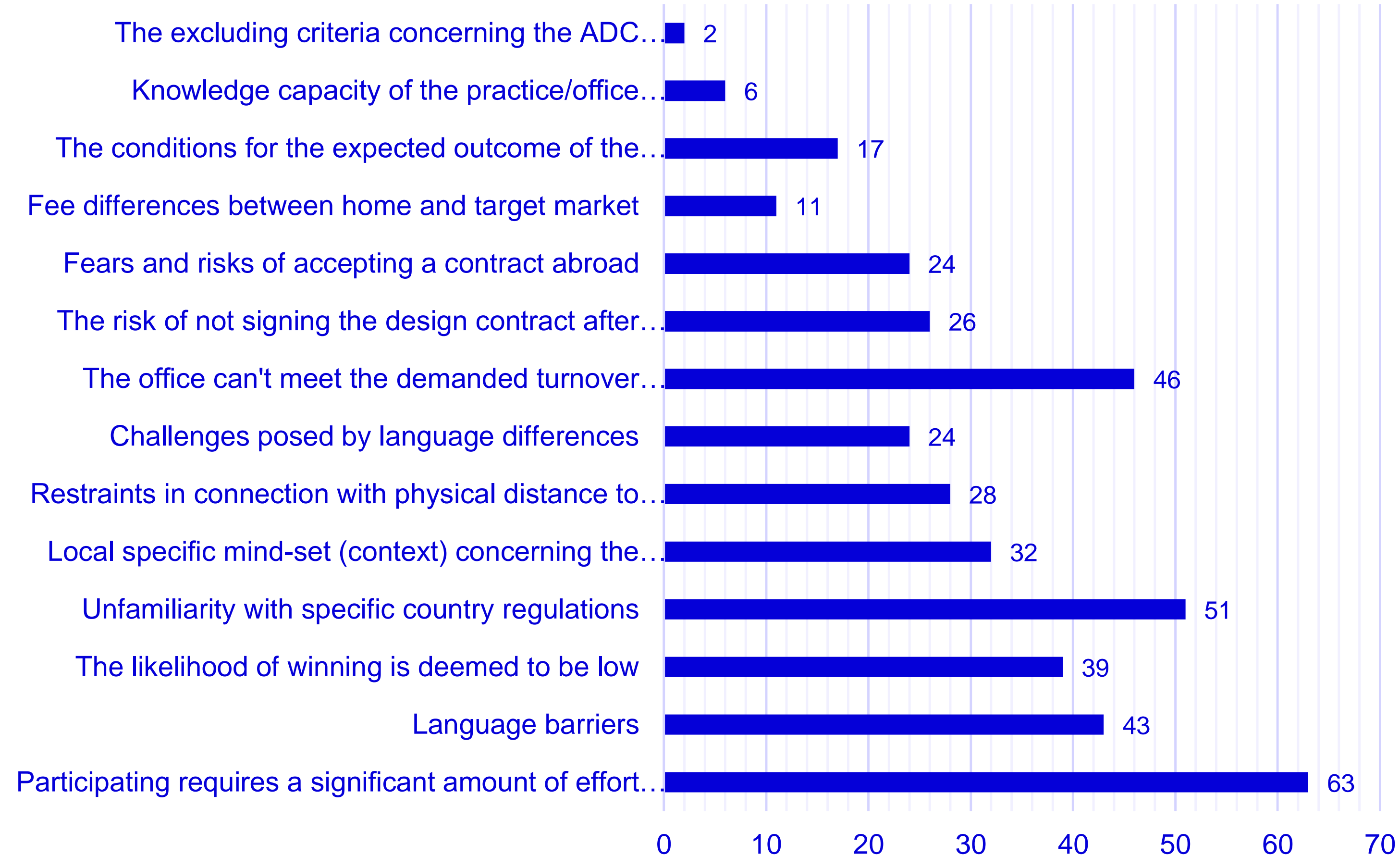
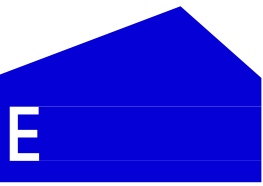
1290 responses

>20 EU countries


ALL COUNTRIES: BARRIERS



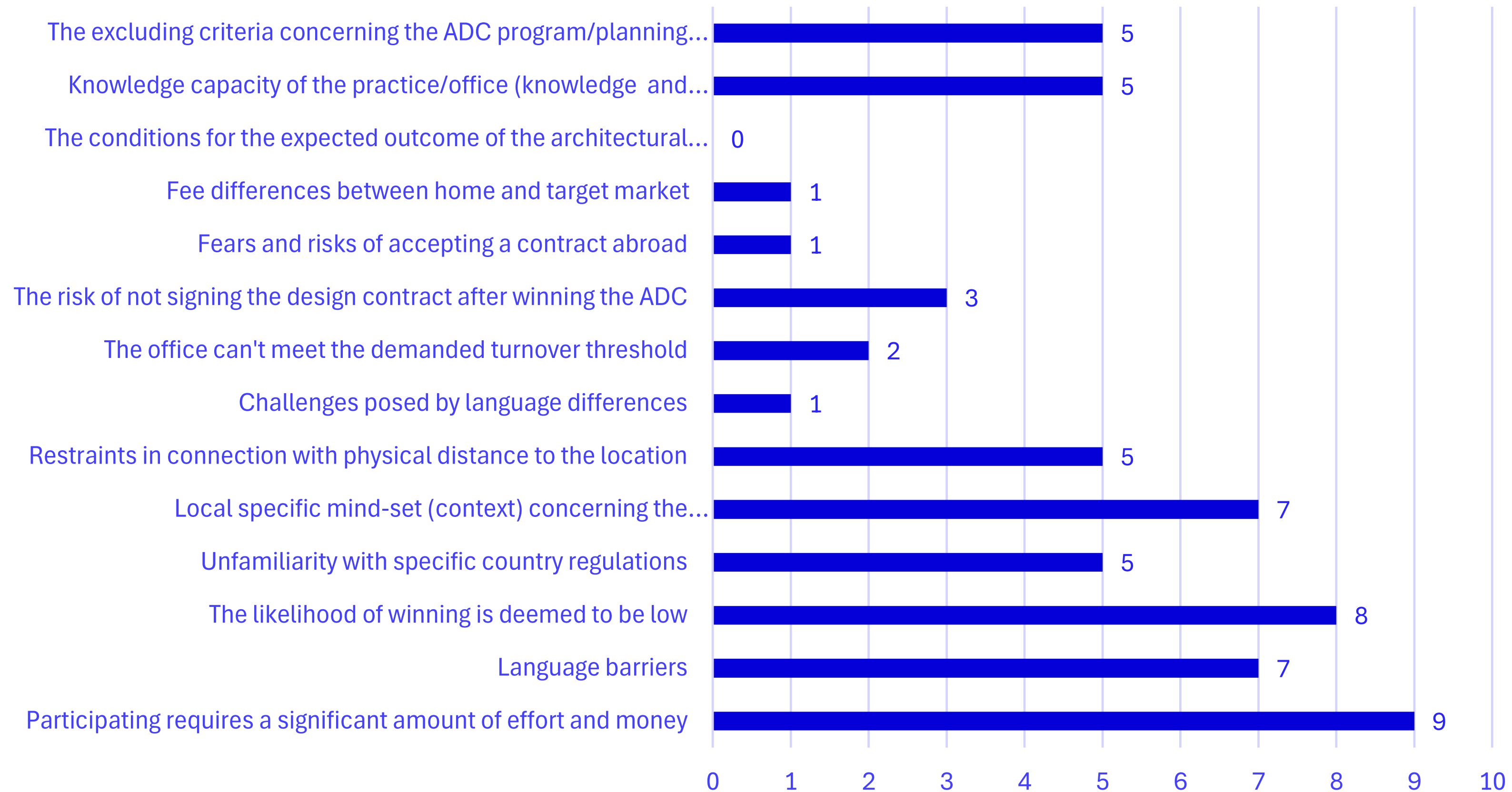
SMALL OFFICES (49% OF RESPONDENTS): BARRIERS



RESPONSES FROM CROATIA

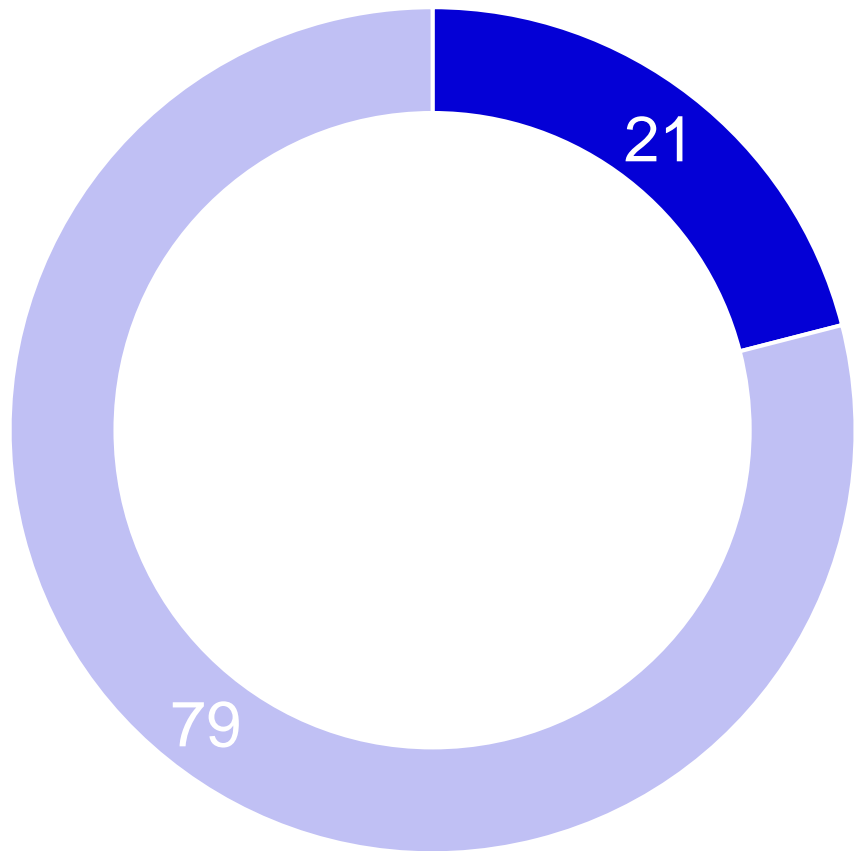


CROATIA: ALL RESPONDENTS BARRIERS



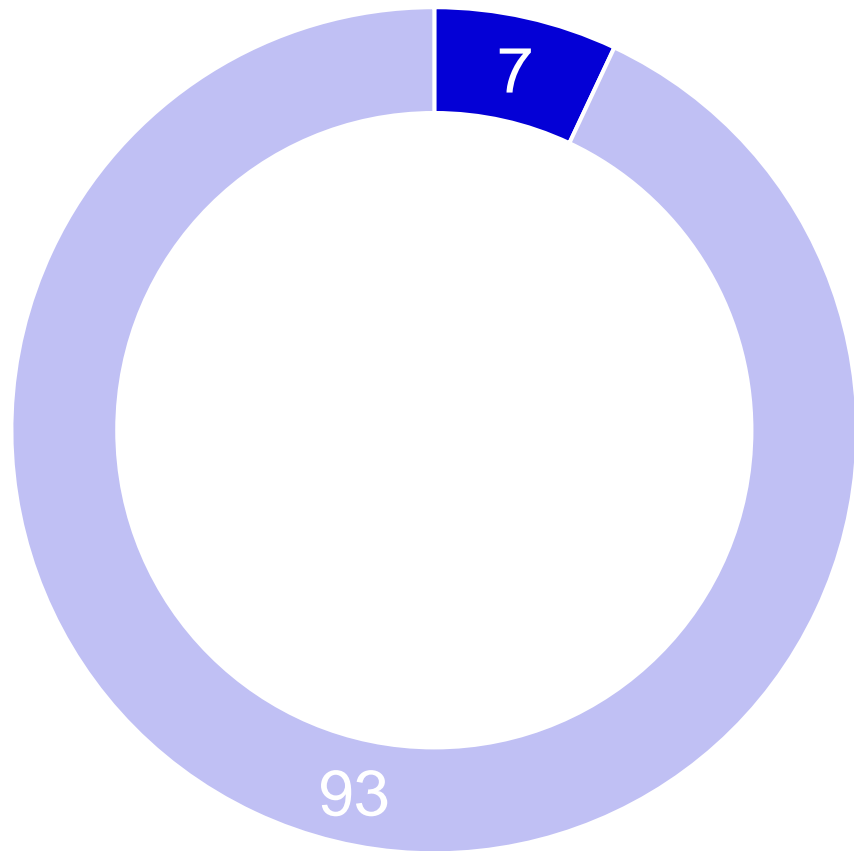
Cross-border mobility

Mobility during academic education



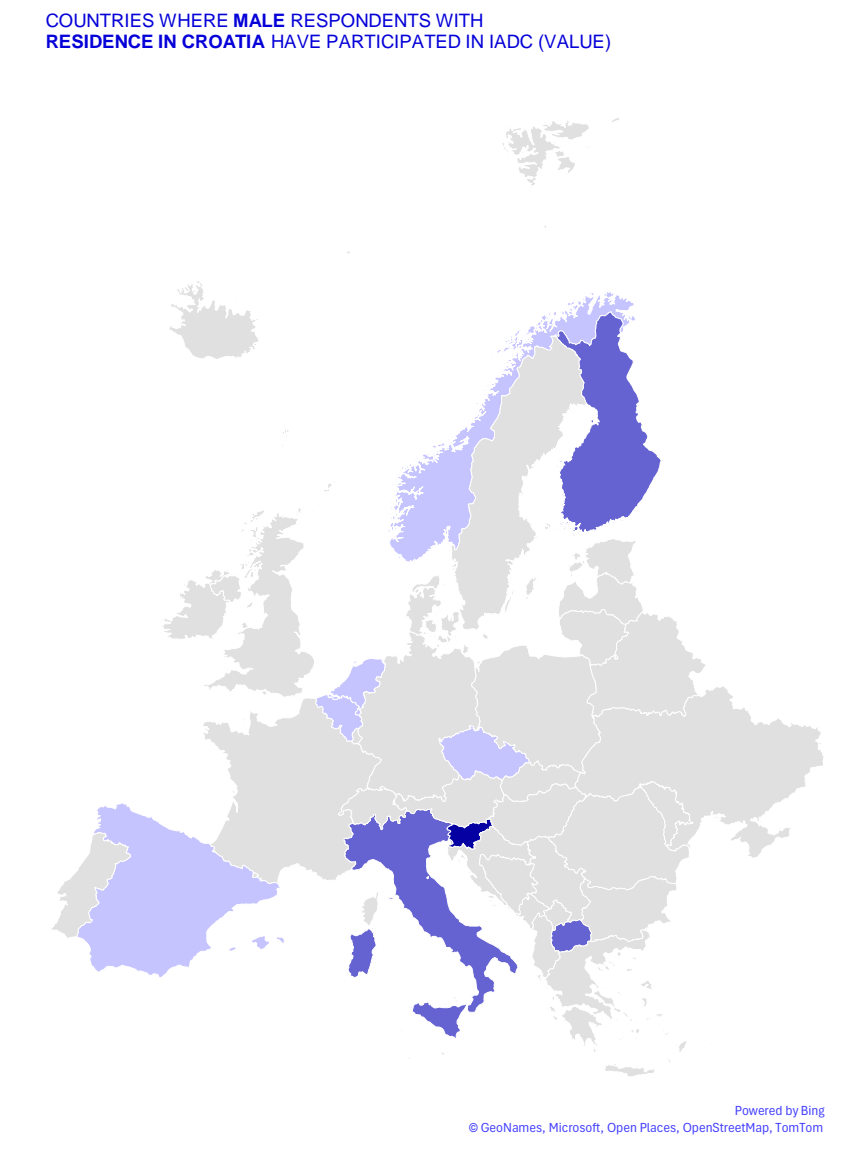
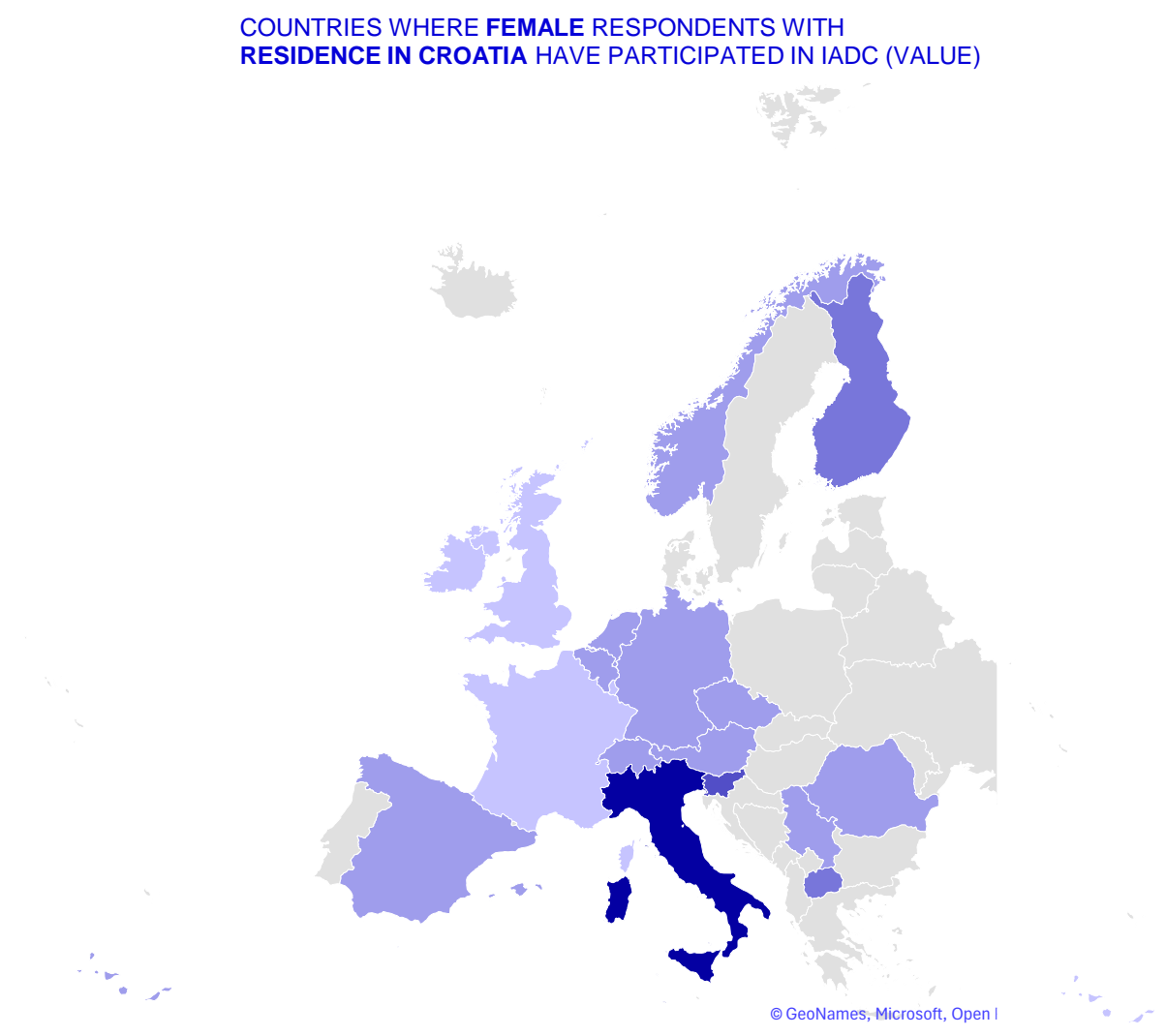
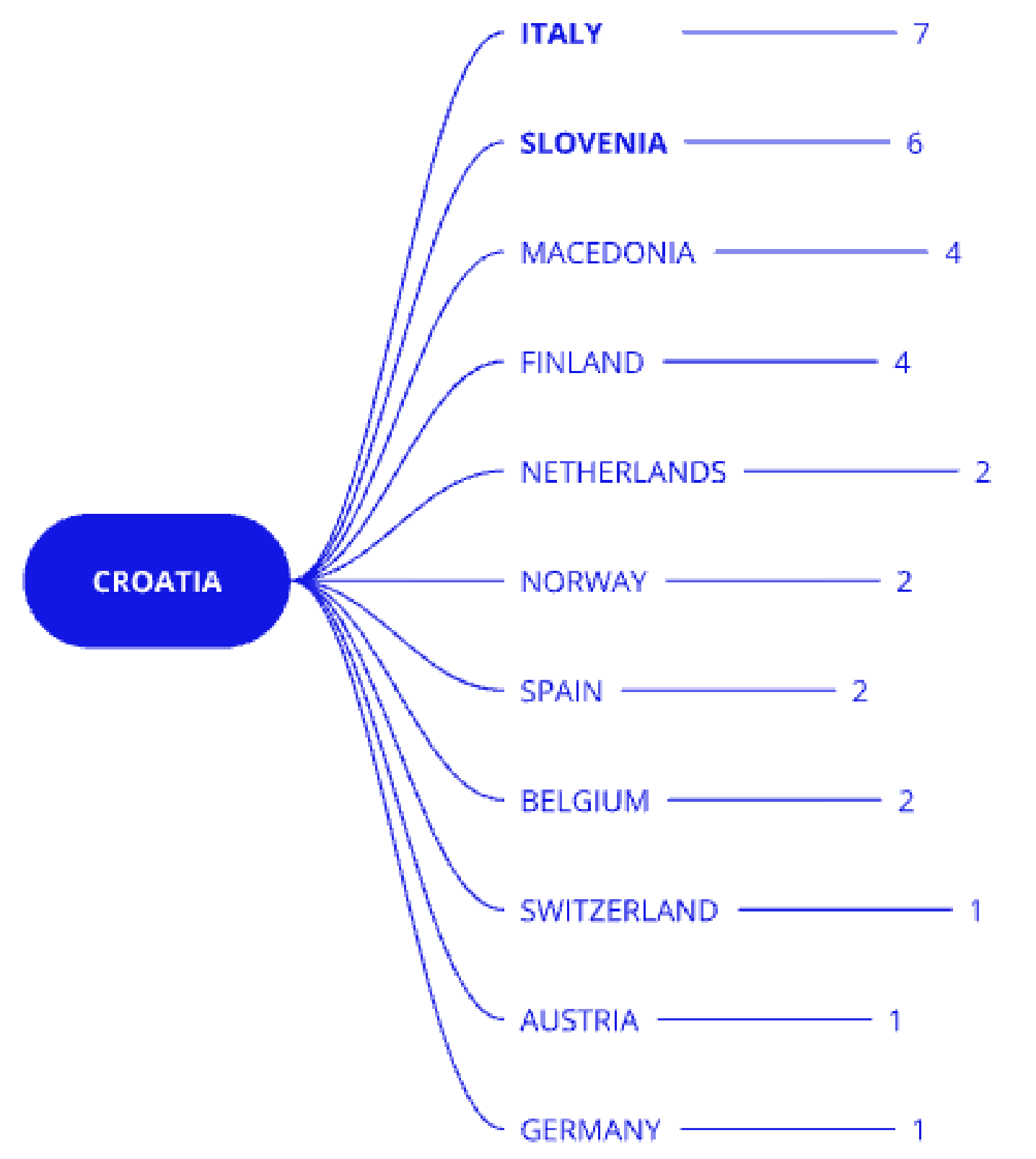
■ architects in the EU | studied abroad ■

Working on architectural projects abroad



■ architects working abroad ■

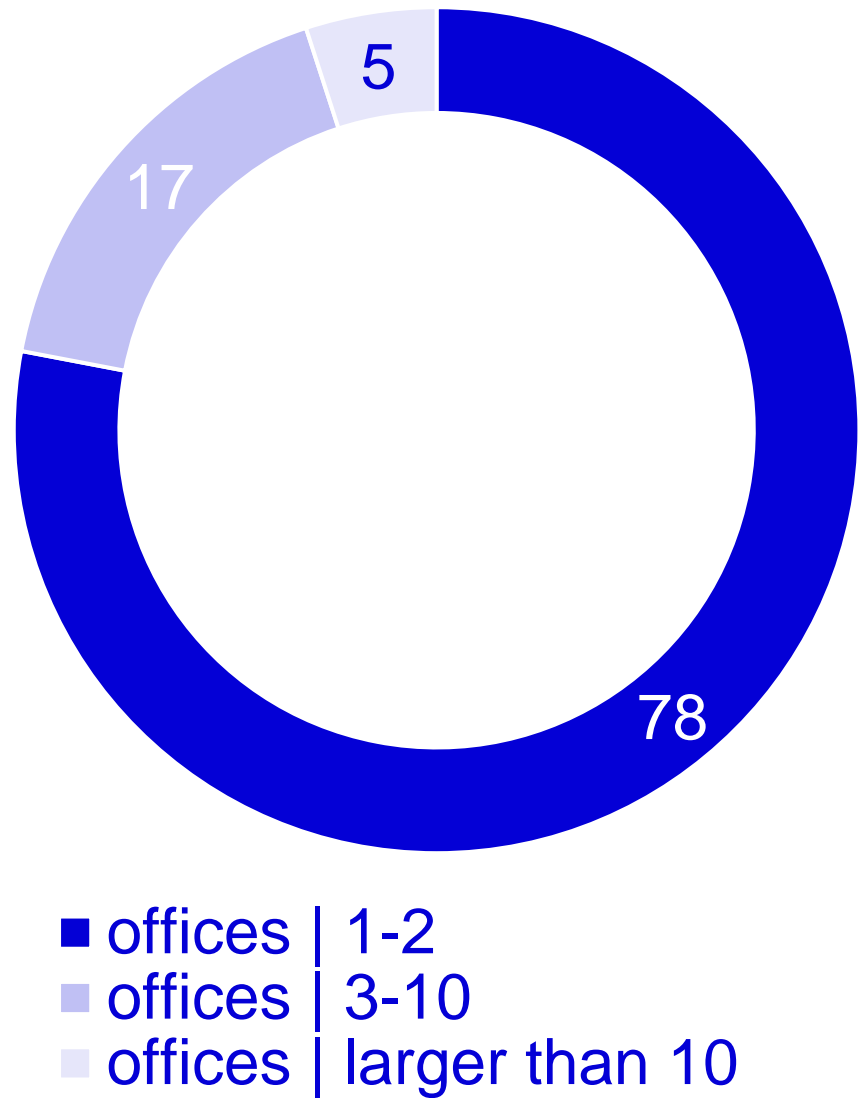
CROATIAN ARCHITECTS HAVE TAKEN PART IN ADCs IN...



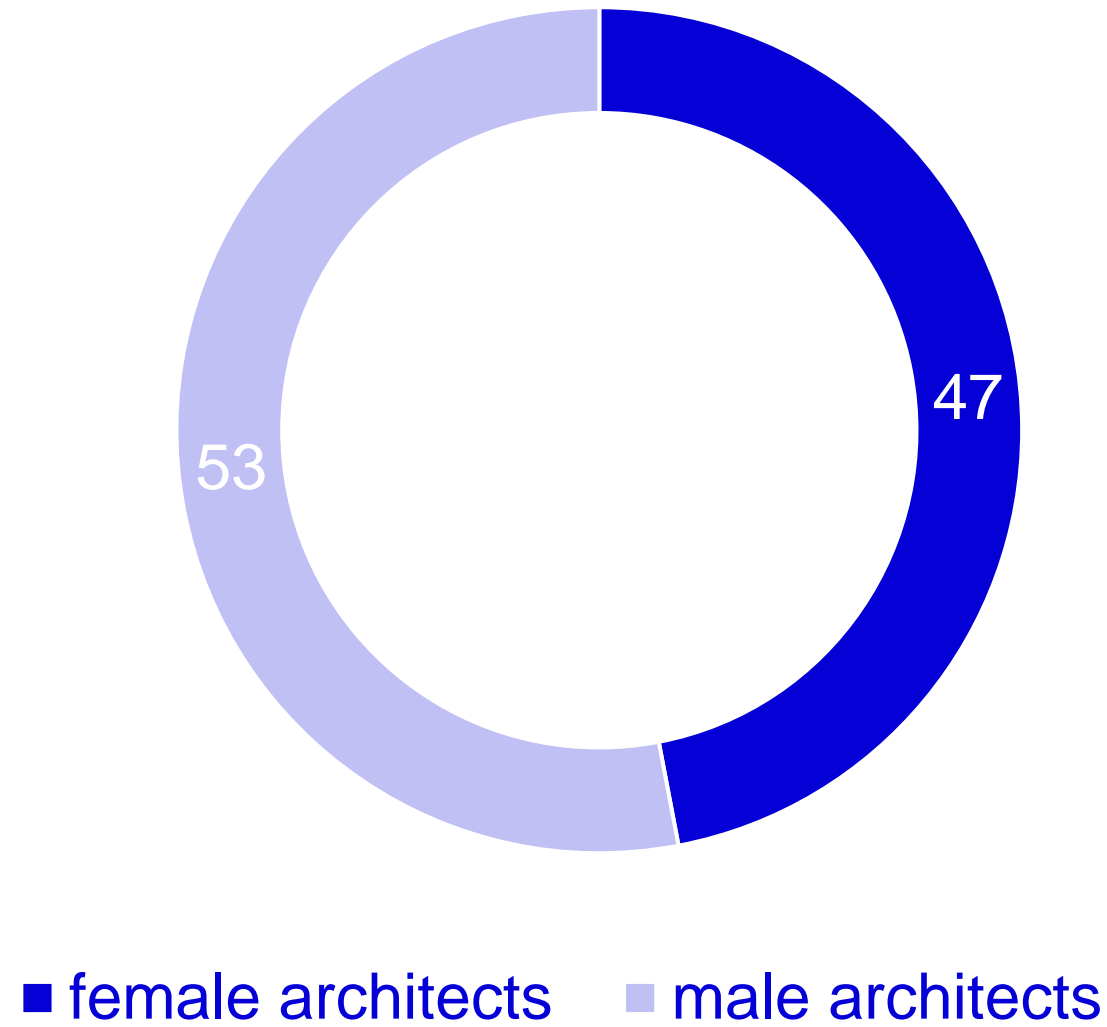
Structure of architectural offices in the EU

Data source: ACE sector study 2022

Scale of architectural
offices in the EU

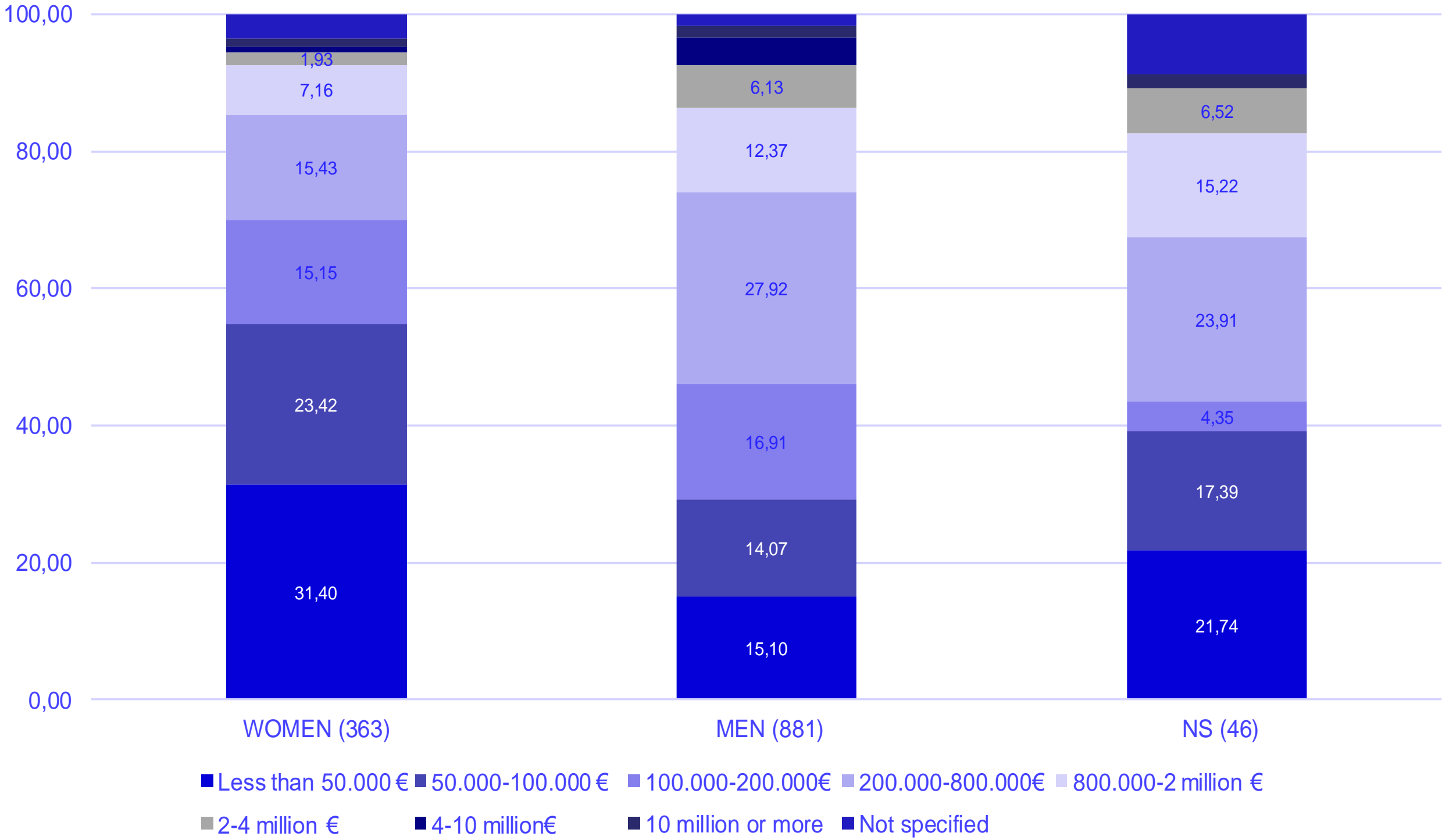


Female architects in the
EU



ALL COUNTRIES: % SURVEY RESPONDENTS' TURNOVER PER SEX

	WOMEN	MEN	NS
Less than 50.000 €	31,40	15,10	21,74
50.000-100.000 €	23,42	14,07	17,39
100.000-200.000€	15,15	16,91	4,35
200.000-800.000€	15,43	27,92	23,91
800.000-2 million €	7,16	12,37	15,22
2-4 million €	1,93	6,13	6,52
4-10 million€	0,83	4,09	0,00
10 million or more	1,10	1,70	2,17
Not specified	3,58	1,70	8,70
	100,00	100,00	100,00



ARCH-E Tools

Glossary | ADC map | Network | SWOT

www.arch-e.eu



Funded by the European Union. Views and opinions expressed are however those of the author(s) only and do not necessarily reflect those of the European Union or the European Education and Culture Executive Agency (EACEA). Neither the European Union nor EACEA can be held responsible for them.

ARCH-E online tools

GLOSSARY

Architectural Design Competition

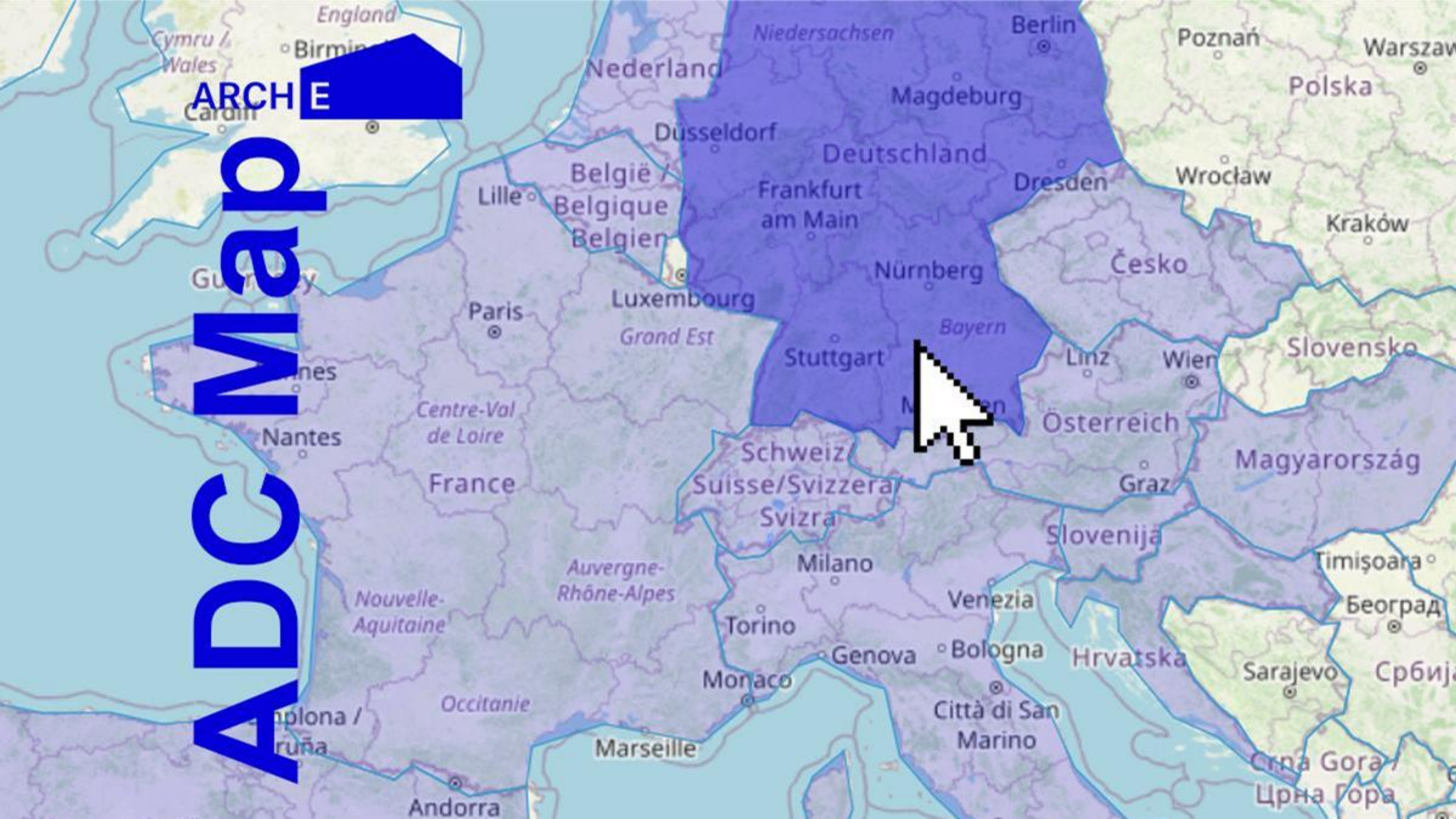
Concours d'architecture (ACE/UIA)

Definition

1) On entend par "concours d'architecture" les procédures, principalement dans les domaines de l'architecture et de l'ingénierie, de l'aménagement du paysage urbain, qui permettent au pouvoir adjudicateur d'acquérir un plan ou un projet sélectionné par un jury après avoir été mis en concurrence avec ou sans attribution de prix. 2) Les concours d'architecture, d'urbanisme, de paysage et d'autres domaines connexes sont des concours de conception permettant d'évaluer plusieurs propositions dans le cadre d'une procédure formalisée. Les projets sont comparés sur la base d'une tâche spécifique, d'un programme défini et de critères d'évaluation, tous annoncés à l'avance, et évalués de manière anonyme par un jury professionnel et indépendant. 3) Les concours d'architecture s'adressent aux architectes et aux spécialistes ...

ARCH E

Map
ADC



NETWORK

ARCHE



ARCH-E Network

- connecting architects
- knowledge transfer & discourse
- finding local partners to participate in an ADC or to develop a project
- offering expertise as an architect to participate in cross-border ADCs, as a consultant, as an ADC organiser and as a jury member



www.arch-e.eu/network



Funded by the European Union. Views and opinions expressed are however those of the author(s) only and do not necessarily reflect those of the European Union or the European Education and Culture Executive Agency (EACEA). Neither the European Union nor EACEA can be held responsible for them.



SWOT Tool for Architectural Design Competitions


for architects

for clients

Contact us



Project Coordination / Lead Partner:
Bundeskammer der Ziviltechniker:innen | Arch + Ing
Austrian Federal Chamber of Architects and Chartered Engineering Consultants

 Use contact form

Project email



**Co-funded by
the European Union**

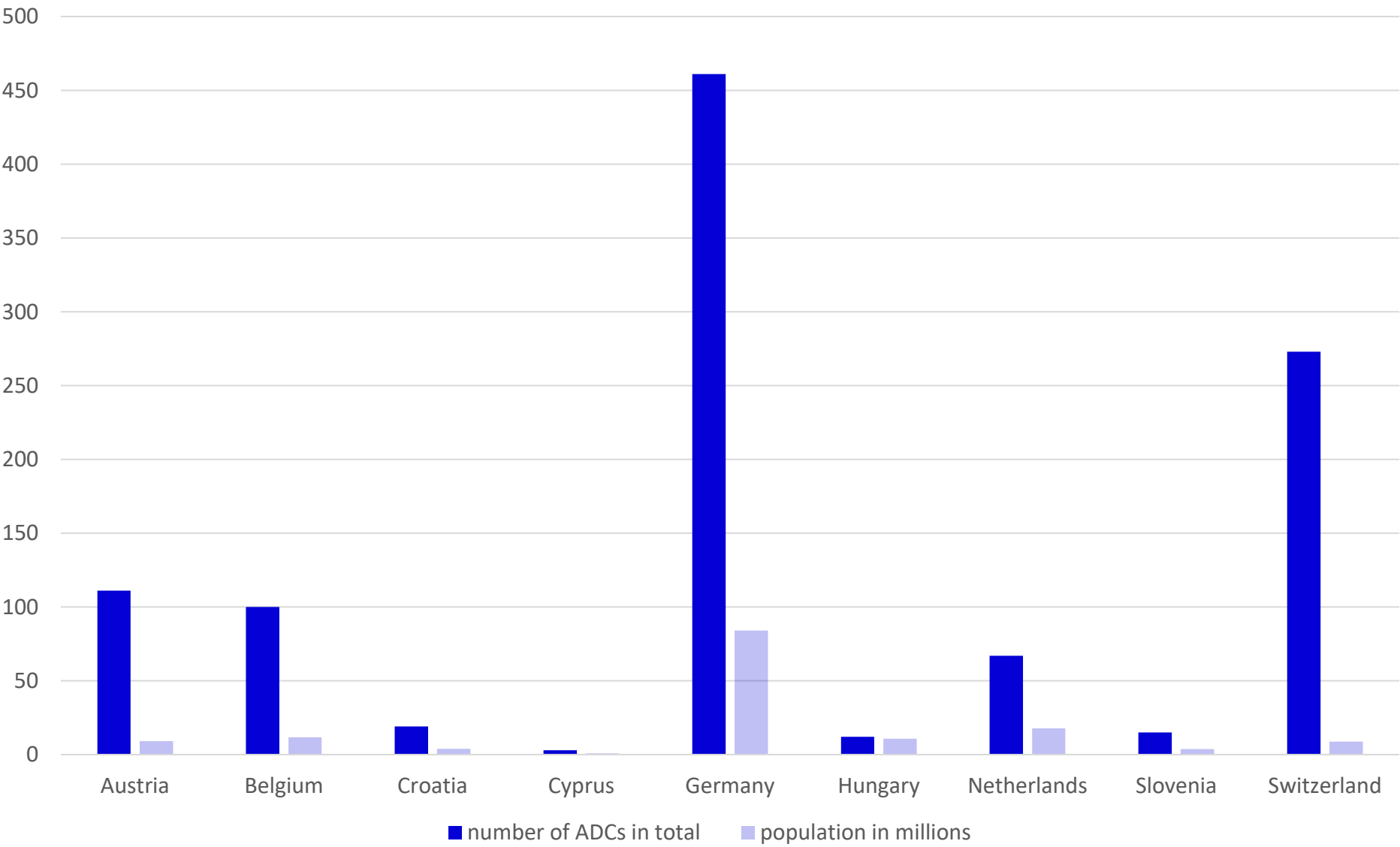
Funded by the European Union. Views and opinions expressed are however those of the author(s) only and do not necessarily reflect those of the European Union or the European Education and Culture Executive Agency (EACEA). Neither the European Union nor EACEA can be held responsible for them.

ARCH-E online tools

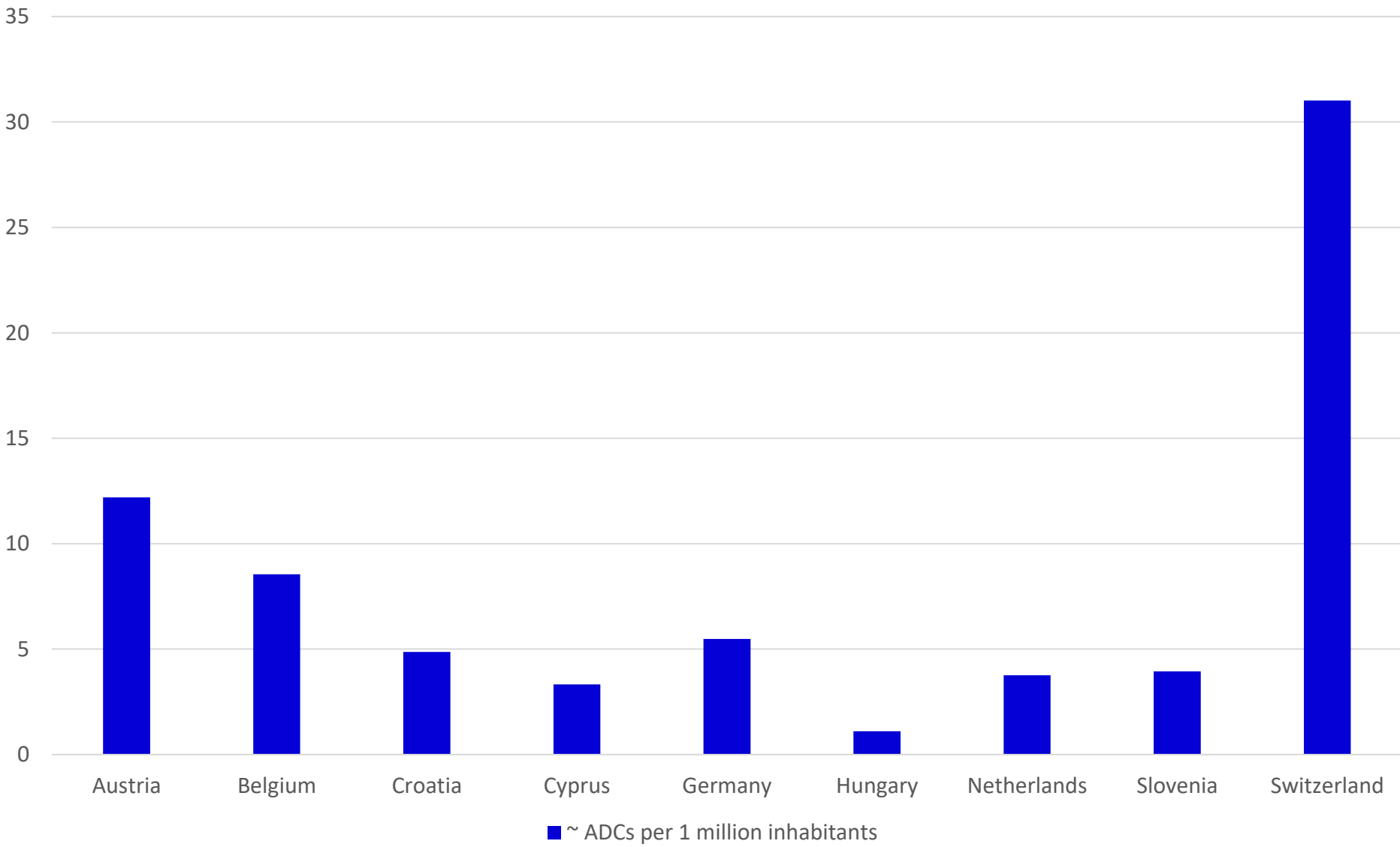
SWOT

- evaluate an ADC
- send the analysis to colleagues
- checklist of standards for clients
- gives advice on how to improve accessibility, transparency and other vital parameters to guarantee fairness and the quality-oriented outcome of an ADC

Absolute number of ADCs



Number of ADCs per 1 million inhabitants



The economy of ADCs

Nikolaus Hellmayr

- ADCs not only result in quality based solutions but are cost efficient
- Nikolaus Hellmayr's paper on the economy of ADCs is work in progress
- the data gathered so far shows surprising benefits

Project - Typology	GFA min.	GFA max.	GFA Ø	GFA 1. Prize	Diff. to GFA max.	€/m2 GFA	Construction Costs 1. Prize	saving construction costs compared with GFA Worst Case Risk GFA(max)	savings in %	savings in comparison with GFA Ø (GFA to be expected)	savings in %	costs of competition	Cost share of ADC of construction costs
Firestation/Crisis & Control Center, Rhine-Ruhr,Phase 2	12.146	14.956	13.941	13.798	1158	5.900,00	€ 81.408.200	€ 6.832.200	7,7%	€ 843.700	1,0%	588.000€	0,72%
Community Center, Lower Rhine	2.725	3.296	3.090	3.166	130	4.600,00	€ 14.563.600	€ 598.000	3,9%	-€ 349.600	-2,5%	238.000€	1,63%
Welcome-Center / Park-Gastronomy, Rhine-Ruhr	2.819	3.430	3.080	3.211	219	4.300,00	€ 13.807.300	€ 941.700	6,4%	-€ 563.300	-4,3%	235.000€	1,70%
Firestation Lower Rhine	2.712	3.224	2.966	3.004	220	5.100,00	€ 15.320.400	€ 1.122.000	6,8%	-€ 193.800	-1,3%	131.000€	0,86%
Education, Essen-Rhine-Ruhr	24.938	28.592	26.804	25.770	2.822	4.300,00	€ 110.811.000	€ 12.134.600	9,90%	€ 4.446.200	3,90%	658.000€	0,59%
Education, Essen- Rhine-Ruhr	26.101	32.418	28.942	26.984	5.434	4.300,00	€ 116.031.200	€ 23.366.200	16,8%	€ 8.419.400	6,8%	479.000€	0,41%
Administration, Rhine-Ruhr, Phase 1+2	40.245	52.063	46.582	48.780	3.283	2.900,00	€ 141.462.000	€ 9.520.700	6,3%	-€ 6.374.200	-4,7%	690.000€	0,49%
Community Center+Fire Station, Rhine-Sieg	2.751	3.532	3.188	3.380	152	3.700,00	€ 12.506.000	€ 562.400	4,3%	-€ 710.400	-6,0%	180.000€	1,44%
Community Center, Lower Rhine	1.028	1.349	1.150	1.028	321	4.600,00	€ 4.728.800	€ 1.476.600	23,8%	€ 561.200	10,6%	140.000€	2,96%
Education, Rhine-Ruhr	3.122	4.681	3.503	3.144	1537	4.300,00	€ 13.519.200	€ 6.609.100	32,80%	€ 1.543.700	10,20%	183.000€	1,35%
Student Housing/ Adminstration/Gastronomy Rhine-Ruhr	20.834	24.573	21.819	21.619	2954	2.900,00	€ 62.695.100	€ 8.566.600	12,00%	€ 580.000	0,90%	467.000€	0,74%
Adminstration/Culture, Rhine-Ruhr, Phase 1+2	18.462	23.014	20.749	23.014	0	2.900,00	€ 66.740.600	€ 0	0,00%	-€ 6.568.500	-10,90%	390.000€	0,58%
Fire Station, Lower Rhine	1.448	2.198	1.654	1.614	584	4.600,00	€ 7.424.400	€ 2.686.400	26,60%	€ 184.000	2,40%	96.000€	1,29%
Administration, Rhineland-Palatine	1.375	1.646	1.473	1.421	225	4.600,00	€ 6.536.600	€ 1.035.000	13,70%	€ 239.200	3,50%	135.000€	2,07%
Housing Rhine-Ruhr, Phase 1+2	8.092	10.719	9.436	8.800	1.919	2.600,00	€ 22.880.000	€ 4.989.400	17,9%	€ 1.653.600	6,7%	225.000€	0,98%
Administration, Upper Rhineland-Palatine, Phase 1+2	47.589	55.975	52.274	51.750	4.225	2.900,00	€ 150.075.000	€ 12.252.500	7,5%	€ 1.519.600	1,0%	383.000€	0,26%
Student Housing Aachen	16.126	28.088	21.496	23.956	4132	2.600,00	€ 62.285.600	€ 10.743.200	14,70%	-€ 6.396.000	-11,40%	148.000€	0,24%
Fire station center, Rhine-Ruhr	9.900	16.600	11.933	9.900	6700	5.100,00	€ 50.490.000	€ 34.170.000	40,40%	€ 10.368.300	17,00%	188.000€	0,37%
Community Center, Rhine-Ruhr	3.495	5.177	4.432	4.495	682	4.600,00	€ 20.677.000	€ 3.137.200	13,2%	-€ 289.800	-1,4%	115.000€	0,56%
Administration Rine Ruhr	29.390	40.893	35.131	33.454	7439	2.900,00	€ 97.016.600	€ 21.573.100	18,20%	€ 4.863.300	4,80%	506.000€	0,52%
Overall Figures DE/via CP SIA							€ 1.070.978.600	€ 162.316.900	13,00%	€ 13.776.600	1,30%	€6.175.000	0,58%

The economy of ADCs

Nikolaus Hellmayr

- comparing the GFA of projects that were submitted to ADCs, shows that the winning project is almost always one of the most cost efficient.
- this results in average savings of 13% if compared to a worst case scenario and still of 1.3% if calculated very conservatively.

The economy of ADCs

Nikolaus Hellmayr

- Without an ADC the procurer does not have the comparison of different concepts.
- This can lead – in the worst case – to realizing a project that is the most expensive one, given the predefined requirements.



zt:

ARCH E

ARCH-E | About the regulatory context of ADCs



Funded by the European Union. Views and opinions expressed are however those of the author(s) only and do not necessarily reflect those of the European Union or the European Education and Culture Executive Agency (EACEA). Neither the European Union nor EACEA can be held responsible for them.

The framework for ADCs is multilayered

- the Directive 2014/24/EU does not specify procedural details
- standards for and regulation of ADCs can vary significantly on national level
- chambers can improve ADC culture in addition by making recommendations





zt:

ARCH E

A growing network of partner projects and stakeholders

- UREHERIT
- Yes We Plan!
- anotHERVIEWture
- New European Bauhaus
- Davos Declaration
- Green Deal
- Nebula
- Innovation Alliance Circular Design
- and many more ...



New European Bauhaus
beautiful | sustainable | together



Davos²⁰¹⁸
Declaration




Nebula
A Built4People Project

UREHERIT ARCHITECTS FOR
HERITAGE IN UKRAINE.
RECREATING IDENTITY
AND MEMORY



YesWePlan!





zt:

ARCHE

Thank you!

... find more information on
www.arch-e.eu

Daniel Fügenschuh



www.arch-e.eu



Funded by the European Union. Views and opinions expressed are however those of the author(s) only and do not necessarily reflect those of the European Union or the European Education and Culture Executive Agency (EACEA). Neither the European Union nor EACEA can be held responsible for them.